

## 6.3 cu. ft. Electric Slide-in Range

- Built-in Air Fry
- Fan Convection
- EasyClean® + Self Clean
- 2 Dual Elements
- Slide-in Design
- 6.3 cu. ft. Large Capacity
- Storage Drawer
- LG ThinQ® Technology (Wi-Fi)



### COLOR AVAILABILITY

- LSEL6333F – PrintProof™ Stainless Steel
- LSEL6333D – PrintProof™ Black Stainless Steel

### CAPACITY

Oven Capacity	6.3 cu. ft.
Drawer Capacity	0.8 cu. ft.

### OVEN FEATURES

Convection System	Fan Convection
Oven Cooking Modes	Bake, Broil, Air Fry, EasyClean®, Self Clean, Convection Bake, Convection Roast, Warm, Keep Warm, Proof, Slow Cook, Frozen Meal
Infrared Heating™ System	No
Air Sous Vide	No
Built-in Air Fry	Yes (Air Fry Tray Included)
Temperature Probe	No
Oven Racks	2 Standard
Number of Rack Positions	7
Broil Element	4,200W / 6 Pass
Bake Element	3,400W
Convection Conversion	Yes
EasyClean®	Yes
Self Clean	Yes
GoCook Smart Oven Light	Yes (1) Halogen
Door Lock	Yes
Automatic Safety Shut-Off	After 12 Hours

### DRAWER FEATURES

Type	Storage
------	---------

### COOKTOP FEATURES

Cooktop Type	Radiant
Number of Elements	5
Element Size / Wattage	
Left Front	Dual 9" / 6" – 3,200W / 1,400W (UltraHeat™)
Left Rear	6" / 1,200W
Center	7" / 100W
Right Front	Dual 12" / 9" – 3,000W / 1,900W
Right Rear	6" / 1,200W
Hot Surface LED Indicator	Yes

### CONTROLS

Cooktop Control Type	Weighted Front Tilt-Control Knobs
Oven Control Type	SmoothTouch™ Glass
Display	LED (White)
Language	English
Kitchen Timer	Yes
Timed Cook	Yes
Clock	12 Hr or 24 Hr (Option)
Temperature Unit of Measure	°F or °C
Cooking Complete Reminder Volume	High, Low, Off
Oven Control Lock	Yes

### CONVENIENCE

ADA Compliant	Yes
Sabbath Mode	Yes (Star-K Certified)

### SMART FEATURES

Wi-Fi Enabled	Yes
ThinQ® Technology	Yes
ThinQ Care	Yes
Voice Control	Amazon Alexa, Google Assistant
SmartDiagnosis™	Yes
3rd Party Recipe App	Yes (Innit and SideChef)
Scan to Cook (LG ThinQ® Technology)	Yes (Nestle and Kraft-Heinz)

## FINISHES AND APPEARANCE

Fingerprint & Smudge Resistant Exterior	Yes
Cooktop Finish	Black Ceramic Glass w/Gray Pattern
Handle / Knobs	F - Stainless Steel Appearance D - Black Stainless Steel Appearance
Oven Door Feature	WideView™ Window

## TECHNICAL SPECS

Required Power Supply	120 / 208-240 V, 60 Hz, 3-Wire or 4-Wire
Minimum Circuit Rating	40 Amp
kW Rating at 208V	9.8 kW
kW Rating at 240V	13.0 kW
Power Cord	Not Included
Electrical Receptacle	4-Wire (14-50R) / 3-Wire (10-50R)
Power Outlet Location	See Installation Diagram

## INCLUDED ACCESSORIES

2 Standard Racks, 1 Air Fry Tray, Rear Filler Kit, Anti-tip Kit

## OPTIONAL ACCESSORIES

Slide-in Range Filler Kit (Side Gaps)	LSFL301S
Air Fry Rack	LRAL302S

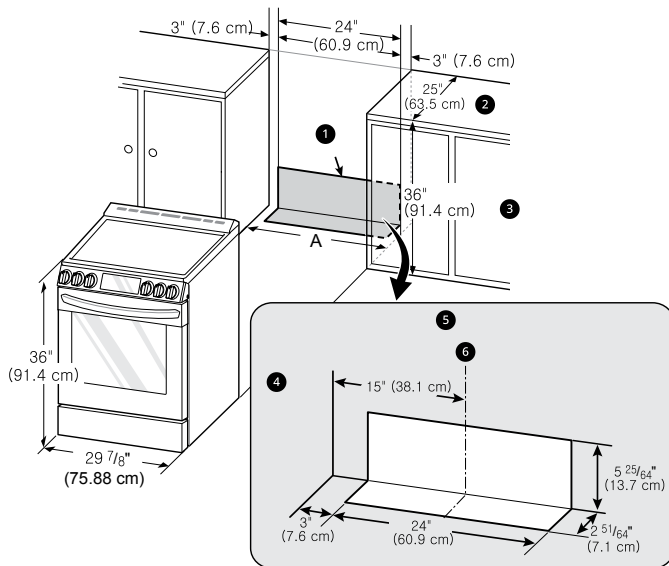
## DIMENSIONS / CLEARANCES / WEIGHTS

Product Dimensions (W x H x D w/Handle)	29 7/8" x 37 1/4" x 29 7/32"
Product Height to Cooking Surface	36"
Cutout Dimensions (W x H x D)	30" x 36" x 25"
Carton Dimensions (W x H x D)	32 1/8" x 42 1/2" x 30"
Approx. Weight (Product / Carton)	165 lbs. / 186 lbs.

## LIMITED WARRANTY

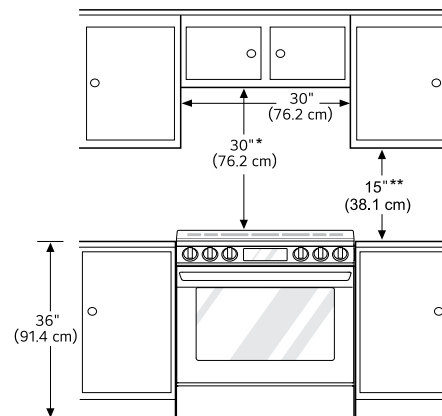
Parts and Labor	1 Year
-----------------	--------

## DIMENSIONS / CLEARANCES



## DIMENSIONS / CLEARANCES

A	Cabinet Opening – 30" (76.2 cm)
1	Acceptable electrical outlet area
2	Normal counter top depth
3	Counter top height
4	Cabinet
5	Wall
6	Center

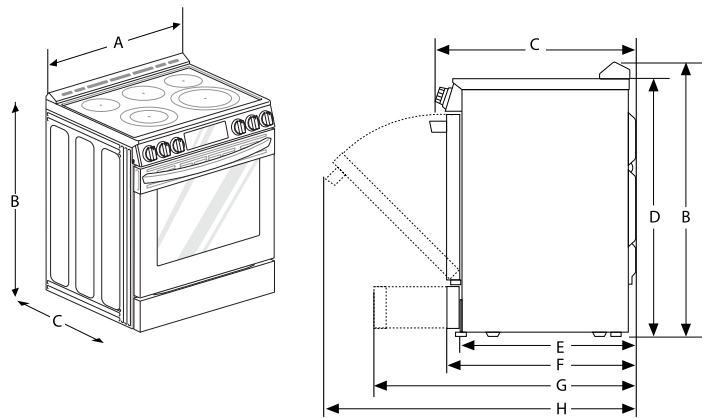


## MINIMUM DIMENSIONS

\*30" (76.2 cm) minimum clearance between the top of the cooking surface and the bottom of an unprotected wood or metal cabinet; or 24" (60.9 cm) minimum when bottom of wood or metal cabinet is protected by not less than 1/4" (6.4 cm) flame retardant millboard covered with not less than no. 28 MSG sheet steel, 0.015" (0.381 mm) stainless steel, 0.024" (0.610 mm) aluminum or 0.020" (0.508 mm) copper.

\*\*15" (38.1 cm) minimum between countertop and adjacent cabinet bottom.

DIMENSIONS / CLEARANCES



DIMENSIONS / CLEARANCES

A	Width	29 7/8" (758.8 mm)
B	Height	37 1/4" (946 mm)
C	Depth (Includes Door Handle)	29 7/32" (742 mm)
D	Height (Excludes Vent Trim)	36" (914 mm)
E	Depth (Includes only the product body that is loaded into the cabinet. Excludes door, drawer, and handles)	24 25/32" (628.4 mm)
F	Depth (Excludes Door Handle)	26 27/32" (682 mm)
G	Depth when drawer is fully opened	38 7/16" (976.7 mm) 36 27/32" (935.7 mm) (Excludes handle)
H	Depth when door is fully opened	48 5/8" (1235.9 mm)